



PAD PLACEMENT GUIDE

KORBAND (mediliev touch/mitouch plus)**1** KNEE

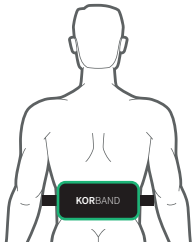
KorBand Knee Placement

2 QUAD

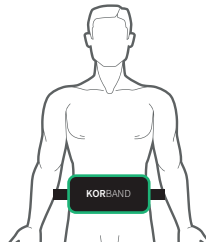
KorBand Quad Placement

3 HIP

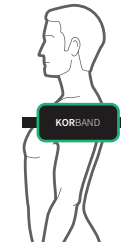
KorBand Hip Placement

4 LOW BACK

KorBand Low Back Placement

5 ABDOMEN

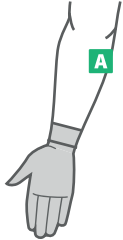
KorBand Abdomen Placement

6 SHOULDER

KorBand Shoulder Placement

KORGLOV (mediliev touch/mitouch plus)

1 WRIST FLEXION



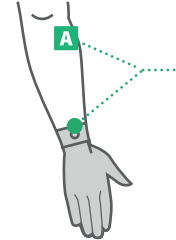
KorGlov and Pads Placement

2 FINGER FLEXION



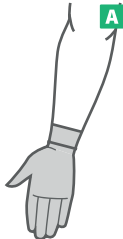
KorGlov and Pads Placement

3 WRIST EXTENSION



KorGlov and Pads Placement

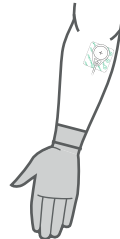
4 RADIATING PAIN



KorGlov and Pads Placement

KORGLOV (mediliev Rx/mibody)

1 WRIST FLEXION



KorGlov and Pads Placement

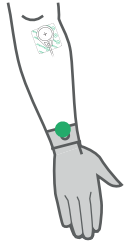
2 FINGER FLEXION



KorGlov and Pads Placement

KORGLOV (cont.) (mediliev Rx/mibody)

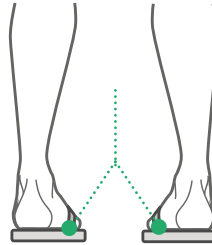
3 WRIST EXTENSION



KorGlov and Pads Placement

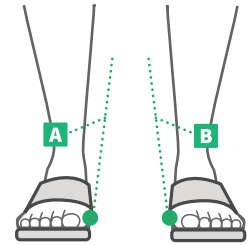
KORSHOE (mediliev touch/mitouch plus)

1



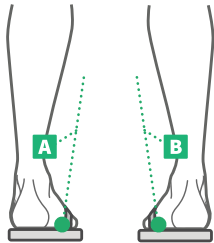
1 Channel Placement
(Shoe to Shoe)

2



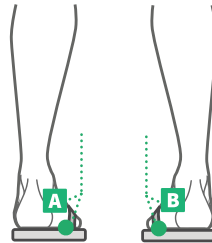
2 Channel Placement
(Shoe to Electrode)
fibular (peroneal) nerve placement (for top of foot)

3



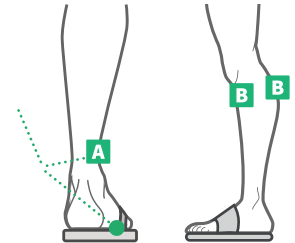
2 Channel Placement
(Shoe to Electrode)
tibial nerve placement (for bottom of foot)

4



2 Channel Placement
(Shoe to Electrode)
tibial nerve placement
(for bottom of foot) and arch function

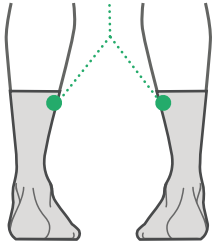
5



2 Channel Placement - Same Leg
tibial nerve placement (for bottom of foot)
and peroneal nerve for maximal circulation

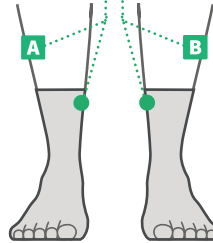
KORSOCK (mediliev touch/mitouch plus)

1



1 Channel Placement
(Sock to Sock)

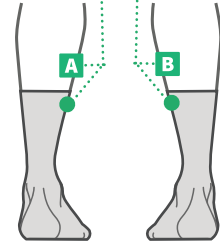
2



2 Channel Placement
(Sock to Electrode)

fibular (peroneal) nerve placement (for top of foot)

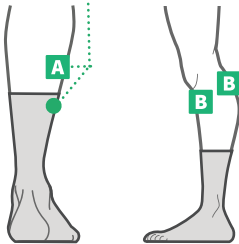
3



2 Channel Placement
(Sock to Electrode)

tibial nerve placement (for bottom of foot)

4



2 Channel Placement - Same Leg
tibial nerve placement (for bottom of foot)
and peroneal nerve for maximal circulation

KORSOCK (mediliev Rx/mibody)

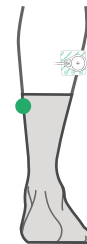
1



1 Channel Placement
(Sock to Electrode)

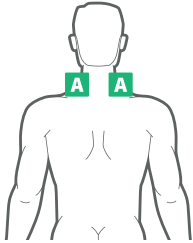
fibular (peroneal) nerve placement (for top of foot)

2

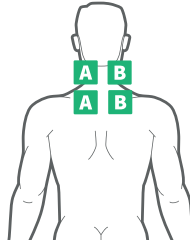
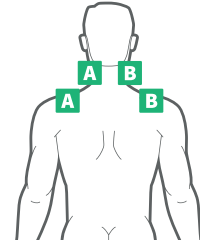
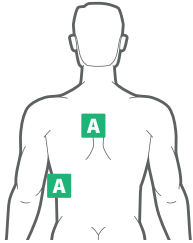


1 Channel Placement
(Sock to Electrode)

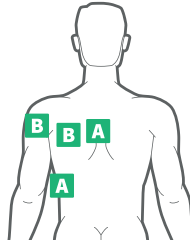
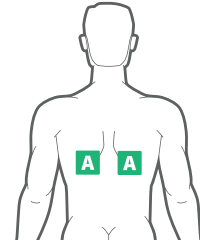
tibial nerve placement (for bottom of foot)

AXIAL BODY (mediliev touch/mitouch plus)**1_a** NECK

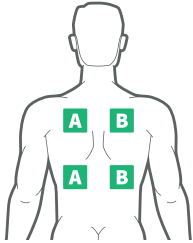
1 Channel Placement

1_b2 Channel Placement
(Option 1)**1_c**2 Channel Placement
(Option 2)**2_a** SCAPULA RETRACTION

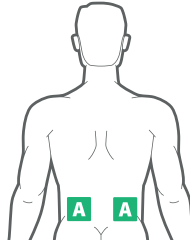
1 Channel Placement

2_b2 Channel Placement
with extensor rotation**3_a** MID BACK

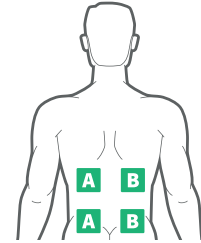
1 Channel Placement

AXIAL BODY (*cont.*) (mediliev touch/mitouch plus)**3_b** MID BACK

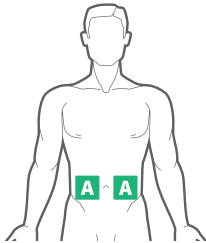
2 Channel Placement

4_a LOW BACK

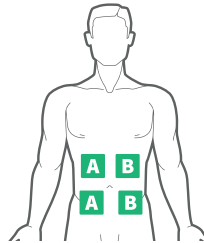
1 Channel Placement

4_b

2 Channel Placement

5_a ABDOMEN

1 Channel Placement

5_b

2 Channel Placement

6_a HIP

1 Channel Placement

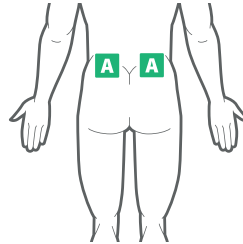
AXIAL BODY (cont.) (mediliev touch/mitouch plus)

6_b HIP



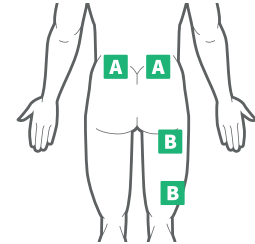
2 Channel Placement

7_a SCIATICA



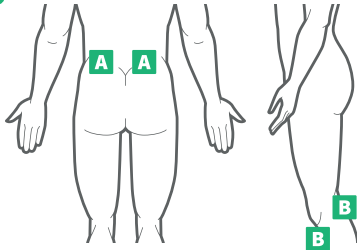
1 Channel Placement

7_b



2 Channel Placement
(Option 1)

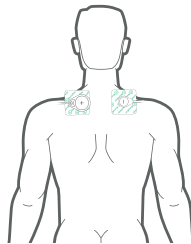
7_c SCIATICA



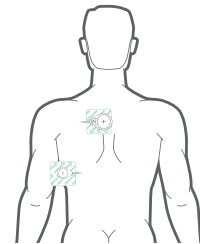
2 Channel Placement
(Option 2)
with peroneal

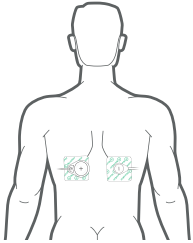
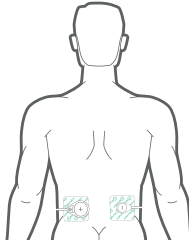
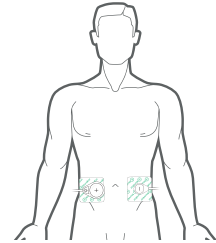
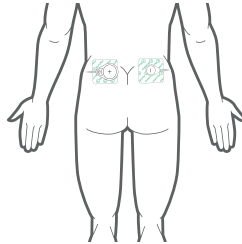
AXIAL BODY (mediliev Rx/mibody)

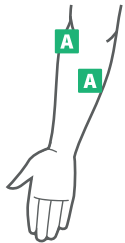
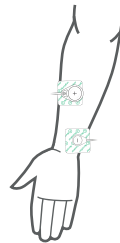
1 NECK



2 SCAPULA RETRACTION

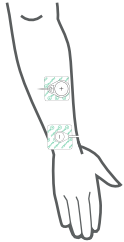


AXIAL BODY (*cont.*) (mediliev Rx/mibody)**3** MID BACK**4** LOW BACK**5** ABDOMEN**6** HIP**7** SCIATICA**HAND** (mediliev touch/mitouch plus)**1** LUMBRICAL GRIP

HAND (*cont.*) (mediliev touch/mitouch plus)**2** THUMB EXTENSION**3** FINGER EXTENSION**4** SUPINATION**5** PRONATION**HAND** (mediliev Rx/mibody)**1** LUMBRICAL GRIP**2** THUMB EXTENSION

HAND (cont.) (mediliev Rx/mibody)

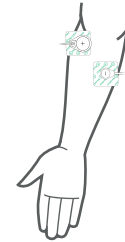
3 FINGER EXTENSION



4 SUPINATION

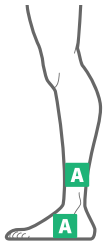


5 PRONATION



LEG (mediliev touch/mitouch plus)

1_a ANKLE



1 Channel Placement

1_b



2 Channel Placement

2 SHIN



1 Channel Placement

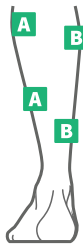
LEG (cont.) (mediliev touch/mitouch plus)

3_a CALF



1 Channel Placement

3_b



2 Channel Placement

4_a KNEE



1 Channel Placement

4_b



2 Channel Placement

5_a QUAD



1 Channel Placement

5_b



2 Channel Placement

LEG (cont.) (mediliev touch/mitouch plus)

6_a IT BAND



1 Channel Placement

6_b



2 Channel Placement

7_a HAMSTRING



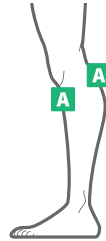
1 Channel Placement

7_b



2 Channel Placement

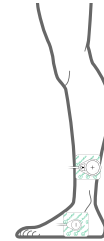
8 PERONEAL NERVE



1 Channel Placement

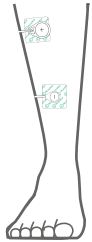
LEG (mediliev Rx/mibody)

1 ANKLE



LEG (cont.) (mediliev Rx/mibody)

2 SHIN



3 CALF



4 KNEE



5 QUAD



6 IT BAND

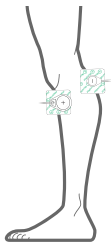


7 HAMSTRING



LEG (cont.) (mediliev Rx/mibody)

8 PERONEAL NERVE



UPPER EXTREMITY (mediliev touch/mitouch plus)

1 BICEP



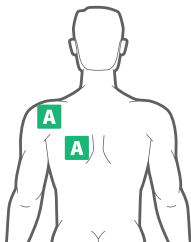
1 Channel Placement

2 TRICEP



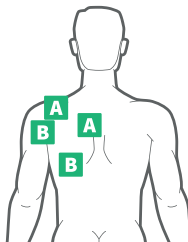
1 Channel Placement

3_a ROTATOR



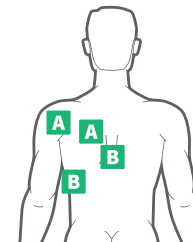
1 Channel Placement

3_b



2 Channel Placement
(Option 1)

3_c



2 Channel Placement
(Option 2)
(with scapula retraction)

